

# **HMIPS Pre-Inspection Survey Findings**

**HMP Greenock  
January 2023**

# HMIPS Pre-Inspection Survey Findings HMP Greenock, January 2023

## Contents

Executive Summary .....	3
Introduction .....	5
Method and limitations.....	5
Note on presentation of data .....	5
Participant Profile .....	7
Demographic information.....	7
Sample representativeness .....	7
Standard 1: Lawful and Transparent Custody .....	9
Induction .....	9
Treatment in reception.....	9
Standard 2: Decency.....	10
Food .....	10
Toiletries, showering and laundry .....	10
Standard 3: Personal Safety .....	12
Perception of safety.....	12
Abuse, threats, bullying or assault by staff or other prisoners .....	12
Reporting abuse, threats, bullying or assault.....	14
Standard 4: Effective, Courteous and Humane Use of Authority.....	15
Searching .....	15
Accessing personal property .....	15
Standard 5: Respect, Autonomy and Protection against Mistreatment .....	16
Respect .....	16
Consultation with prisoners.....	16
Complaints.....	16
Personal officers .....	17
Engagement with Independent Prison Monitors (IPMs).....	18
Standard 6: Purposeful Activity .....	19
Access to education, training and work .....	19
Fresh air, gym/sports and library access .....	20
Time out of cell .....	20
Religious practice .....	21
Phones .....	21
Visits .....	21
Progression and case management support .....	22

Standard 7: Transitions into the Community .....	23
Preparedness for life outside prison .....	23
Support for release .....	23
Standard 9: Health and Wellbeing.....	25
Health assessment on arrival .....	25
Access to health services .....	25
Quality of medical services .....	27
Support for disabilities and long term health conditions.....	28
Support for issues relating to alcohol, drugs and mental health .....	28
Access to female hygiene products .....	29
Open Question (General Comments): Thematic Analysis.....	30
Staff-prisoner relationships .....	30
Activities and time out of cell .....	30
Progression and National Top End (NTE) .....	31
Medical services and medication .....	32
Food and canteen.....	32

## Executive Summary

### Background

This document reports on the findings of the HMIPS pre-inspection survey conducted in HMP Greenock on 11-12<sup>th</sup> January 2023. The questionnaire was distributed to all 189 prisoners held in HMP Greenock on the first day of data collection, with a response rate of 76% (144 responses).

The data is presented according to the HMIPS inspection standards. Standard 8 (Organisational effectiveness) is omitted as this is not addressed in the prisoner survey.

### Key findings

The key findings from the survey were:

#### Standard 1: Lawful and transparent custody

- Most respondents (83%) said they were offered an induction, and 82% reported being treated well on arrival at HMP Greenock.

#### Standard 2: Decency

- Three quarters (75%) reported that the food was good, but only 18% reported always getting enough to eat at mealtimes.
- Most respondents said they were able to have a shower every day (92%) and to have their clothes washed at least once a week (96%).

#### Standard 3: Personal safety

- 84% of respondents said they felt safe either all or most of the time in HMP Greenock, including 40% who said they felt safe all the time.
- 32% said they had witnessed staff abusing, threatening, bullying or assaulting other prisoners in HMP Greenock.
- 24% said they had been abused, threatened, bullied or assaulted by a staff member in HMP Greenock.
- 31% said they had been abused, threatened, bullied or assaulted by another prisoner in HMP Greenock.
- Most prisoners said they would not or probably would not report abusive behaviour by staff (55%) or by other prisoners (67%).

#### Standard 4: Effective, courteous and humane use of authority

- Less than a quarter of respondents (24%) felt they were always given a reasonable explanation when they or their cells were searched.
- Most respondents (55%) felt that the system for accessing their personal property worked well.

#### Standard 5: Respect, autonomy and protection against mistreatment

- Most (86%) respondents said they were treated with respect by staff all or most of the time.
- Only 22% felt that prisoners were consulted about things like food, canteen and healthcare, and that things changed as a result.

- Just over half (54%) felt that the complaints system worked well.
- Most convicted respondents (80%) said they had a personal officer (PO), compared to 40% of remands.
- Most of those who had a PO said that their PO was helpful (79%).

### **Standard 6: Purposeful activity**

- Most respondents (86%) said it was easy to access education.
- Most said that skills training was either difficult to access or unavailable (69%), and that prison jobs were difficult to access or unavailable (51%).
- Most said they could go to the gym or play sports at least once a week (89%) and visit the library at least once a week (70%).
- Almost half (49%) of respondents said they could not spend more than 2 hours out of their cells during the previous weekday, and 64% said they could not spend more than 2 hours out of their cells on the previous Saturday.
- Of those who practiced a religion, 50% said they were well supported to do so.
- Almost three quarters (72%) said they could access in-person visits every week, and 60% said they could access video-call visits every week.
- Less than a third (30%) said that their visitors are always treated with respect by staff.
- 34% of convicted respondents said they did not know what courses or programmes they needed to progress through their sentences.
- 55% of those needing to undertake programmes or courses said the courses they needed were either difficult to access or unavailable at HMP Greenock.

### **Standard 7: Transitions from custody into the community**

- Most of those due for release within six weeks said they felt well prepared for life outside prison (82%).

### **Standard 9: Health and wellbeing**

- Almost all respondents (96%) said they were seen by a health professional within 24 hours of arriving at HMP Greenock.
- Most health services were reported as being easy to access. The majority of respondents felt it was easy to access a doctor (66%), a nurse or nurse practitioner (87%), the mental health team (69%), addictions services (85%), a pharmacist (74%), and prison-based social work (59%).
- However, 65% said it was difficult to access a dentist, while 54% said it was difficult to access medical appointments outside the prison.
- The majority of respondents rated all medical services positively.
- Among those who said they had a disability or long-term health condition, just under half (48%) reported being well supported to manage their condition.
- Of those who said they had needed support for alcohol use since arriving at HMP Greenock, 46% said they had received support which had been helpful.
- Of those who said they had needed support for drug use, the majority (63%) said they had received support which had been helpful.
- Of those who said they had needed support for their mental health, just over half (53%) said they had received support which had been helpful.
- The majority of female respondents (77%) said that the prison provided all the female hygiene products that they needed.

## **Introduction**

This document reports on the findings of the HMIPS pre-inspection survey conducted in HMP Greenock on 12<sup>th</sup>-13<sup>th</sup> January 2023.

All 189 prisoners held in HMP Greenock on the first day of data collection were asked to complete the survey, of whom 144 completed and returned the questionnaire, providing a 76% response rate.

The data is presented according to the HMIPS inspection standards. There are no results for Standard 8 as there are no questions relating to this standard in the prisoner survey.

## **Method and limitations**

The survey was conducted by HMIPS staff. The day before the survey took place, HMIPS requested a full list of prisoners held in HMP Greenock, including their cell location. This was used to distribute and collect the surveys. Anonymous data on the characteristics of the prisoner population (including age group, ethnicity, sentence type, citizenship and gender) was also requested in order to understand how closely the sample of survey respondents matched those of the overall prison population (see "Participant Profile").

HMIPS staff sought to speak to each selected participant, to explain the survey and ask if they wished to take part. Those who wanted to take part were given a paper copy of the questionnaire along with a privacy notice, a pen and an envelope. They were also asked if they would need assistance to complete the questionnaire, and provided with this assistance later in the day if required. Those who did not wish to take part were not given the questionnaire. Respondents were asked to complete the questionnaire, seal it in the envelope provided and hand it back to HMIPS staff when they returned later in the day. Staff returned to each hall several times throughout the day, and the following day, to collect completed questionnaires.

The responses to each completed questionnaire were entered into a digital version of the same survey by HMIPS staff on site, and these results were analysed.

All digital data generated during the pre-inspection surveys is stored securely on HMIPS secure servers, and hard-copies of completed surveys are securely held according to Scottish Government data protection guidelines. Hard-copies of the surveys are destroyed after the inspection has been completed.

As with all survey data, the findings reported here are limited by a number of factors, including non-response and response bias.

## **Note on presentation of data**

For each question in the following report, any non-responses or invalid responses have been excluded from the analysis. When conducting the data entry, responses were marked as invalid where a respondent had ticked two or more answers, or

where it was not clear which answer they had selected. Where any other type of response has been excluded in this analysis, this is explained in the text.

Each chart gives a figure (N = X) to show how many responses are included in the analysis.

## **Participant Profile**

### **Demographic information**

The survey asked a series of demographic questions, the results of which are summarised below, excluding those who did not disclose their demographic information.

All respondents reported being aged 21 or over. Of those who disclosed their age, 18% were aged 21-30, 42% were aged 31-40, 24% were aged 41-50, and 16% were aged 51 or over.

The majority of respondents were male (72%), with 27% female.

The majority of respondents described their ethnicity as white (97%) and said that they were UK citizens (98%).

The majority of respondents (61%) said they had a religion, with the most common being Roman Catholic (27%) and Church of Scotland (22%).

Remand prisoners made up 33% of the sample population. Long term/Life/OLR prisoners made up 36% of the sample, and short term prisoners made up 30% of the sample. The majority of respondents (79%) said they had been in HMP Greenock for less than three years.

Over half of respondents (54%) said that they had a disability or long-term health condition.

Over a third of respondents (35%) said they had been in care under the age of 18, and 40% said they currently had children under the age of 18.

### **Sample representativeness**

HMIPS requested an anonymous breakdown of the prisoner population in HMP Greenock the day before data collection for the survey took place. This included information on age group, gender, ethnic group, citizenship and sentence type. The table below shows how this data from the whole population of HMP Greenock compares with the sample of prisoners who responded to the survey.

As the table below shows, prisoners who reported being aged 40 or under, female, white, or serving a short-term sentence were slightly over-represented in the sample. However, these differences were small, and overall the sample closely represents the characteristics of the whole population of HMP Greenock at the time of data collection.

**Characteristics of sample population compared to characteristics of whole population of HMP Greenock (%)<sup>1</sup>**

	Sample population*	Whole population
<b>Age group</b>		
21-30	18%	15%
31-40	42%	39%
41-50	24%	28%
51 or over	16%	18%
<b>Total</b>	<b>100%</b>	<b>100%</b>
<b>Sex</b>		
Male	72%	76%
Female	27%	24%
<b>Total</b>	<b>100%</b>	<b>100%</b>
<b>Ethnicity</b>		
White	97%	95%
Non-white	3%	5%
<b>Total</b>	<b>100%</b>	<b>100%</b>
<b>Citizenship</b>		
UK	98%	98%
Non-UK	2%	2%
<b>Total</b>	<b>100%</b>	<b>100%</b>
<b>Prisoner type</b>		
Remand	33%	33%
Short-term	30%	25%
Long-term/life/life recall/OLR	36%	42%
<b>Total</b>	<b>100%</b>	<b>100%</b>

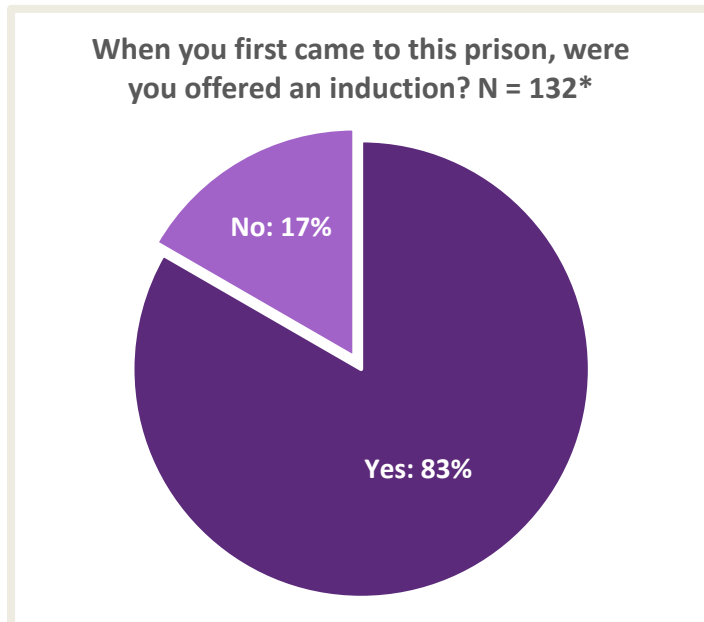
*\*Excluding those who did not disclose their demographic information (5% of all respondents)*

<sup>1</sup> Due to rounding, totals do not always sum precisely to 100%

## Standard 1: Lawful and Transparent Custody

### Induction

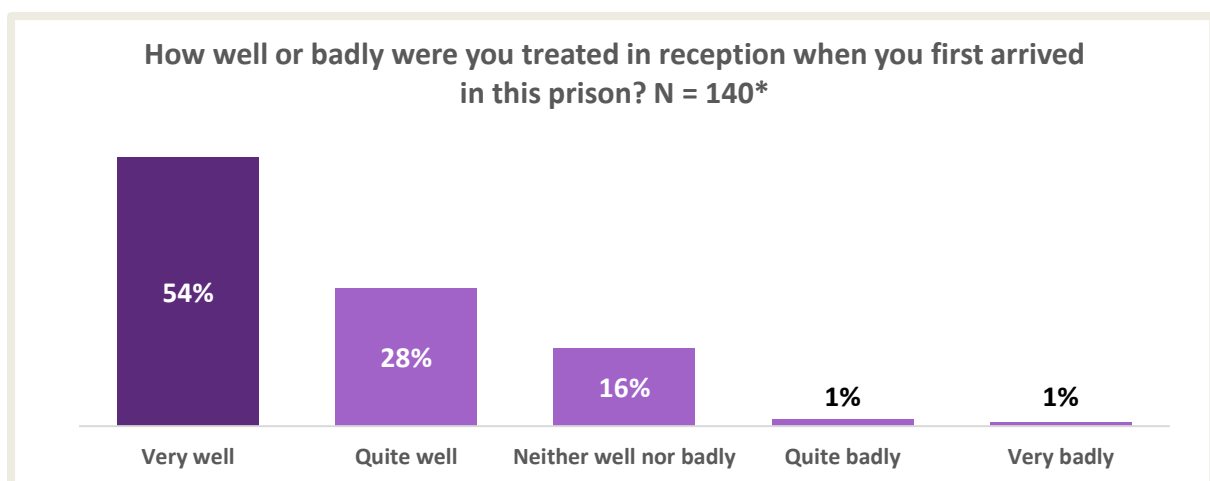
Of those who could remember, the majority of respondents (83%) said that they were offered an induction when they arrived at HMP Greenock.



\*Excluding "don't remember"

### Treatment in reception

Respondents were generally positive about their treatment in reception when they arrived at the prison, with 82% reporting that they were treated very well or quite well.

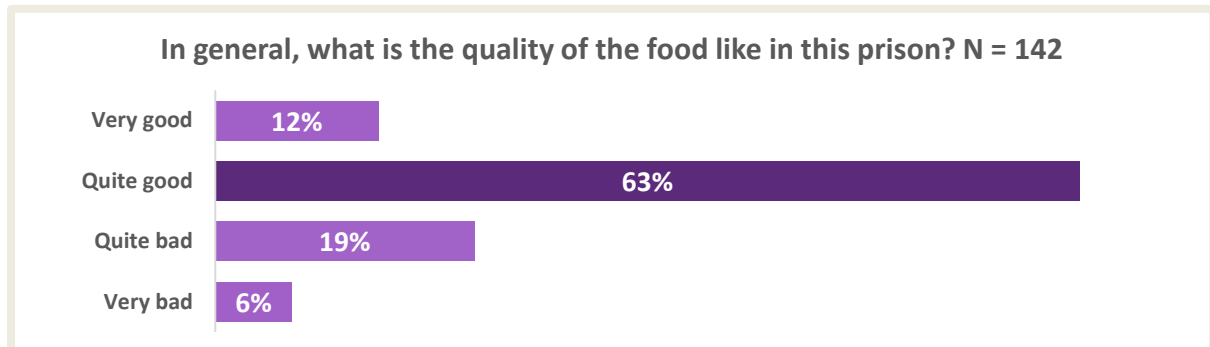


\*Excluding "don't remember"

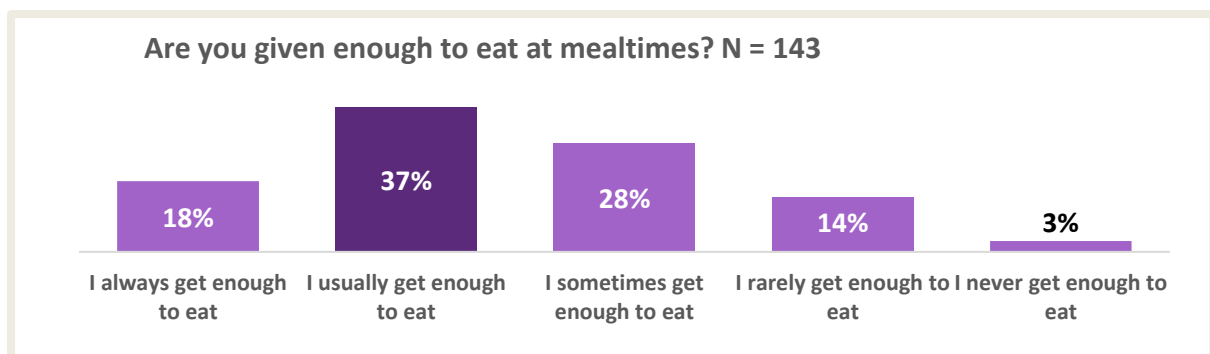
## Standard 2: Decency

### Food

Overall, respondents were generally positive about the quality of food available at HMP Greenock, with 75% rating it as quite good or very good.

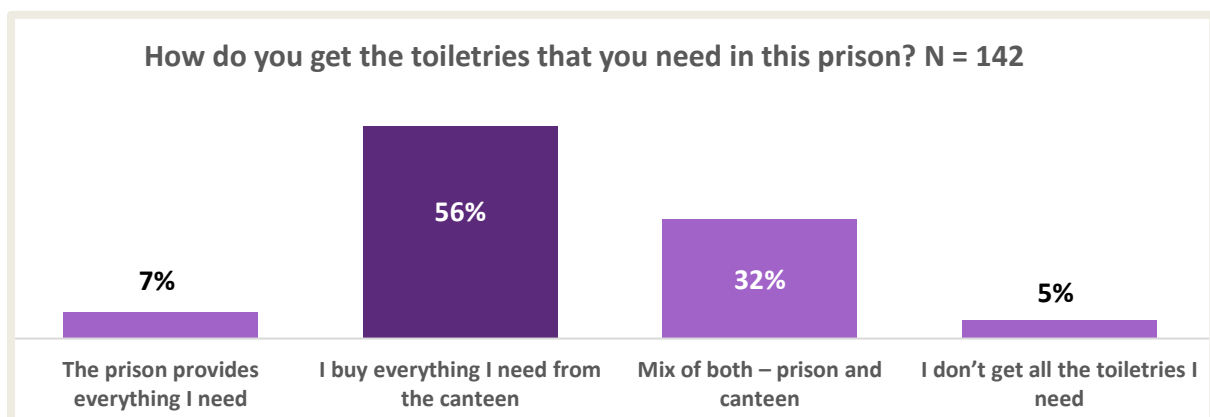


However, they were less positive about the amount of food they are given. Only 18% said that they always get enough to eat at mealtimes, with a further 37% saying they usually get enough to eat.



### Toiletries, showering and laundry

Most respondents (56%) said that they get all the toiletries they need from the canteen, with only 7% saying that the prison provides everything they need. A small minority (5%) said they cannot get all the toiletries they need.



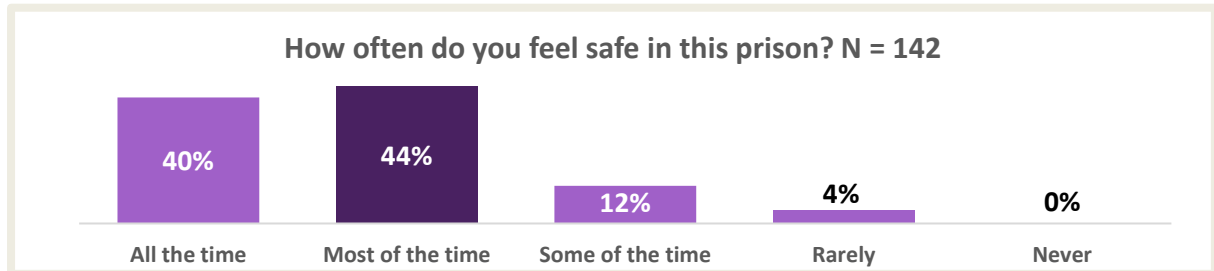
The majority of respondents (92%) said they were able to have a shower every day, and 96% said they were able to have their clothes washed at least once a week.



## Standard 3: Personal Safety

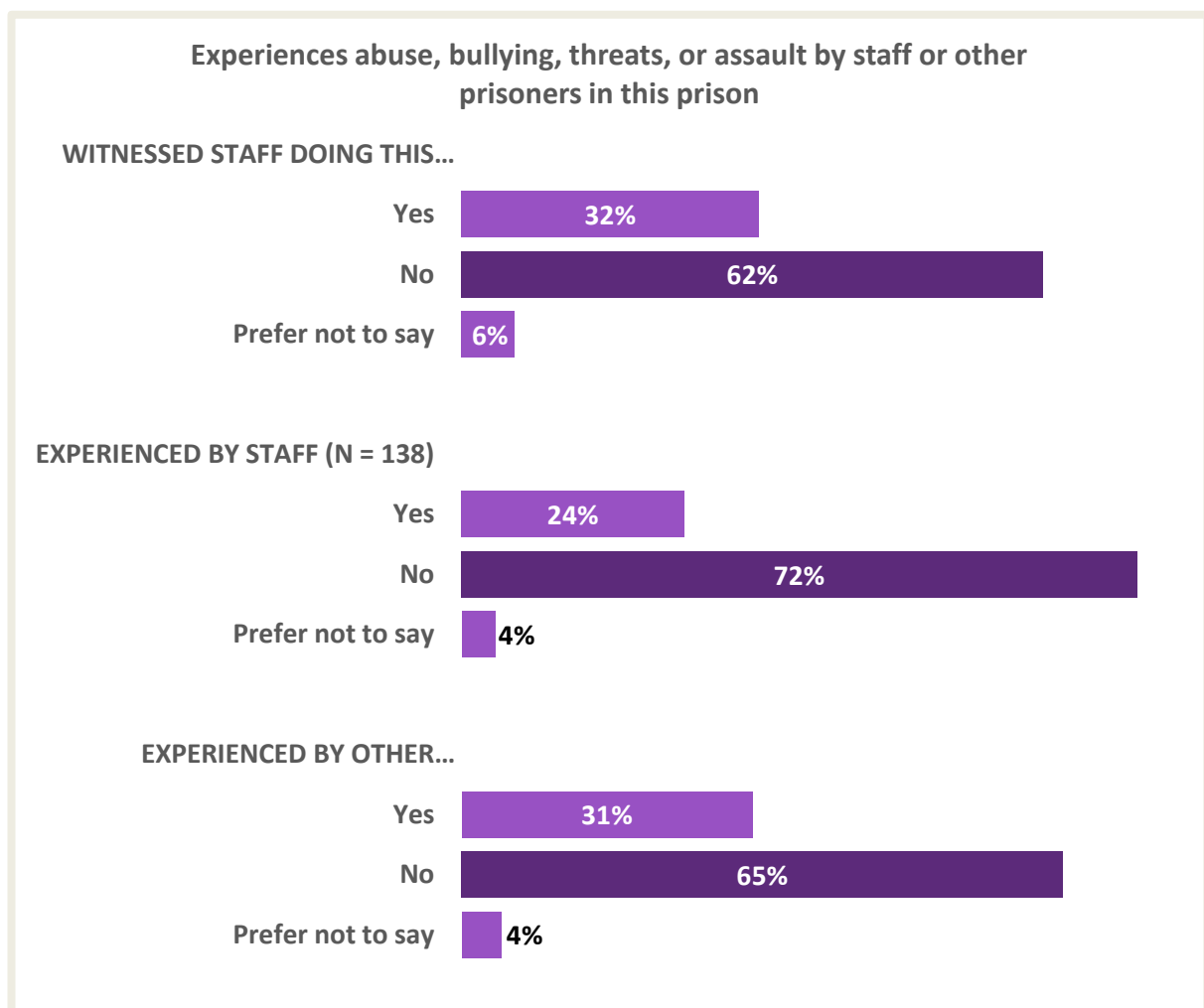
### Perception of safety

The majority of respondents (84%) reported feeling safe either all the time or most of the time in HMP Greenock, although less than half (40%) reported feeling safe all the time.



### Abuse, threats, bullying or assault by staff or other prisoners

Around one third of respondents (32%) said they had witnessed staff members abusing, threatening, bullying or assaulting another prisoner, while 24% said staff had done this to them.

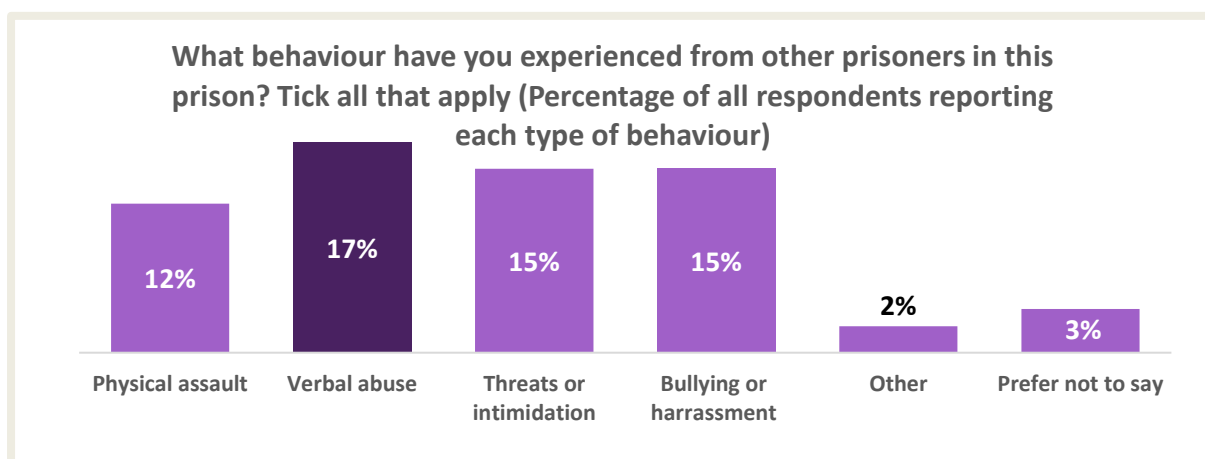


Just under a quarter (24%) said they had been abused, threatened, bullied or assaulted by a member of staff, and 31% said they had experienced this behaviour from other prisoners.

When asked what type of negative behaviour they themselves had experienced from staff, the most common responses were: verbal abuse (13% reported experiencing this); bullying or harassment (13% reported experiencing this); and threats or intimidation (11% reported experiencing this). A small percentage (3%) reported experiencing physical assault by staff.



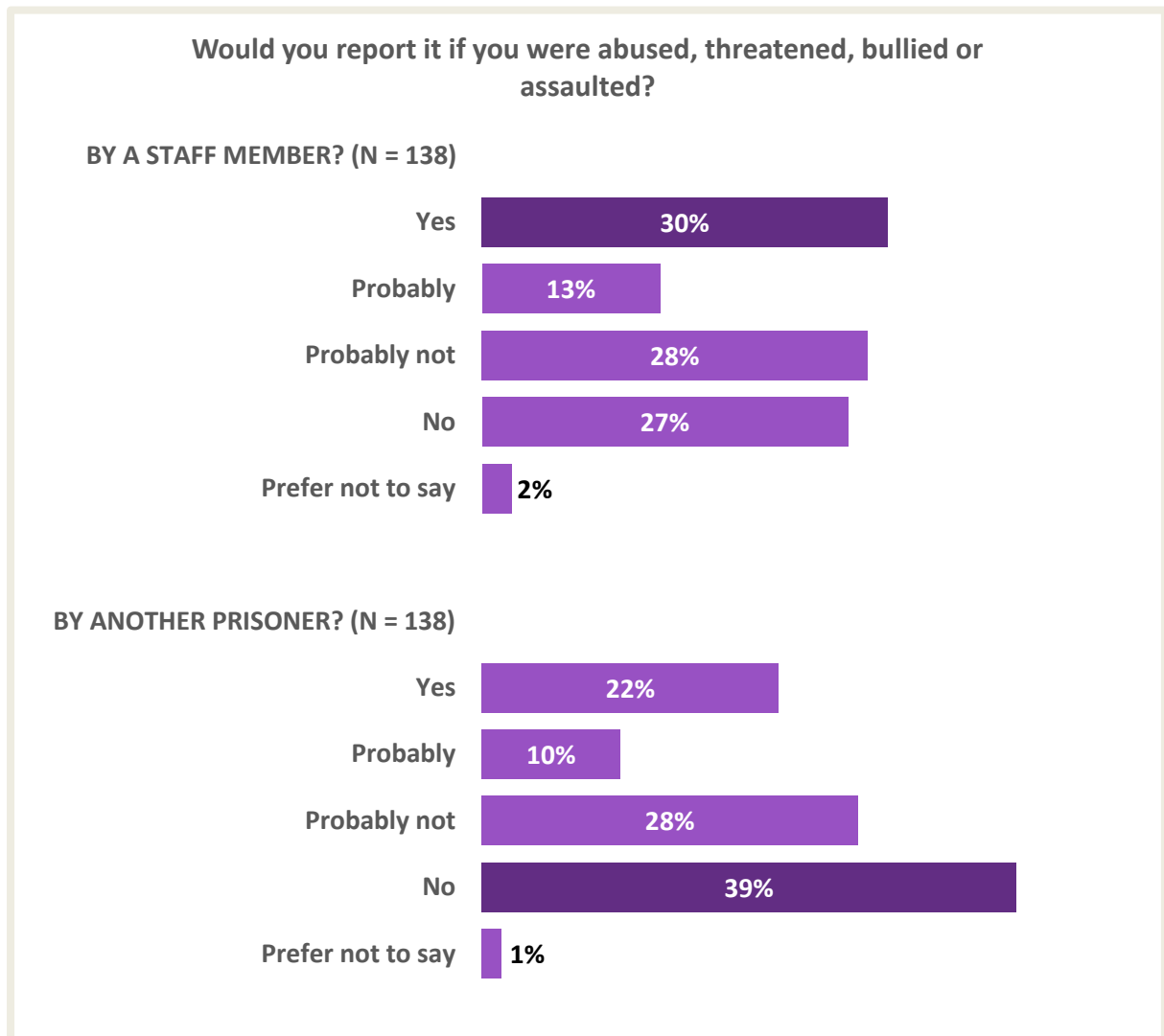
When asked what type of negative behaviour they themselves had experienced from other prisoners, 17% of all respondents reported being the victim of verbal abuse from other prisoners, 15% reported being the victim of threats or intimidation, 15% reported being the victim of bullying or harassment, and 12% reported being physically assaulted.



## Reporting abuse, threats, bullying or assault

The majority of respondents (55%) said they either would not or probably would not report it if they were abused, threatened, bullied or assaulted by a member of staff.

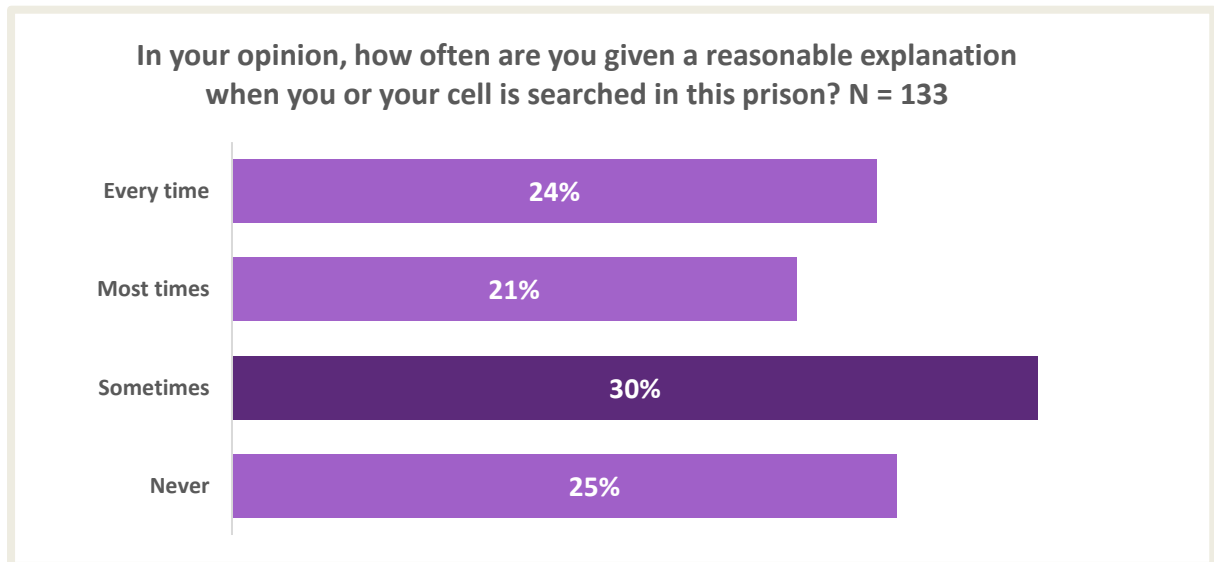
A larger majority (67%) said they either would not, or probably would not, report it if they were abused, threatened, bullied or assaulted by another prisoner.



## Standard 4: Effective, Courteous and Humane Use of Authority

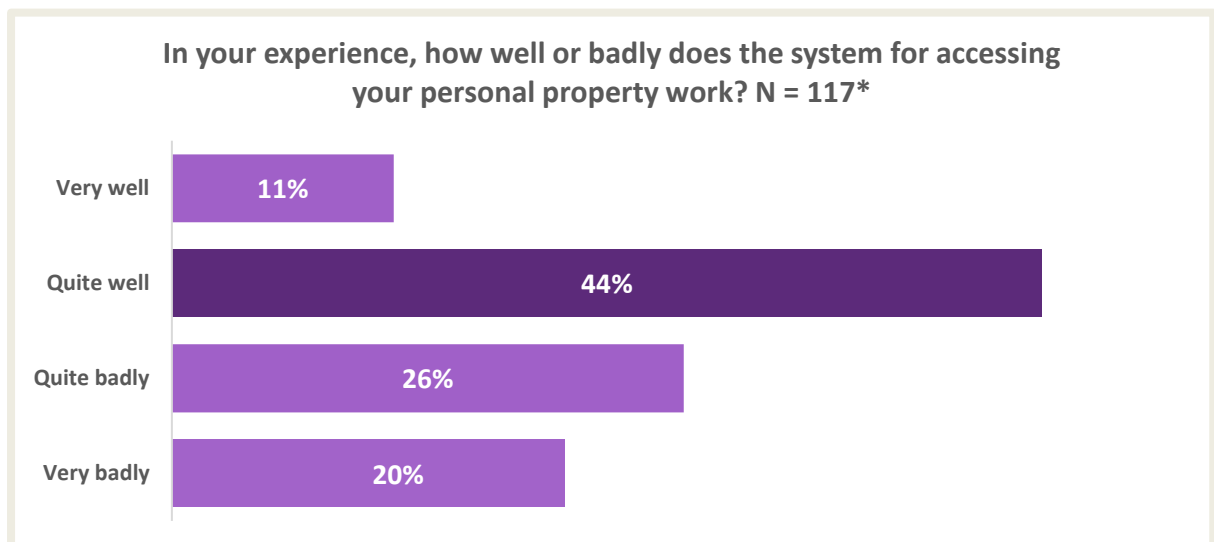
### Searching

Less than a quarter of respondents (24%) felt that they were given a reasonable explanation every time they or their cell was searched, while 25% said they were never given a reasonable explanation.



### Accessing personal property

Excluding those who said they did not know, the majority of respondents felt that the system for accessing their personal property worked well (55%).

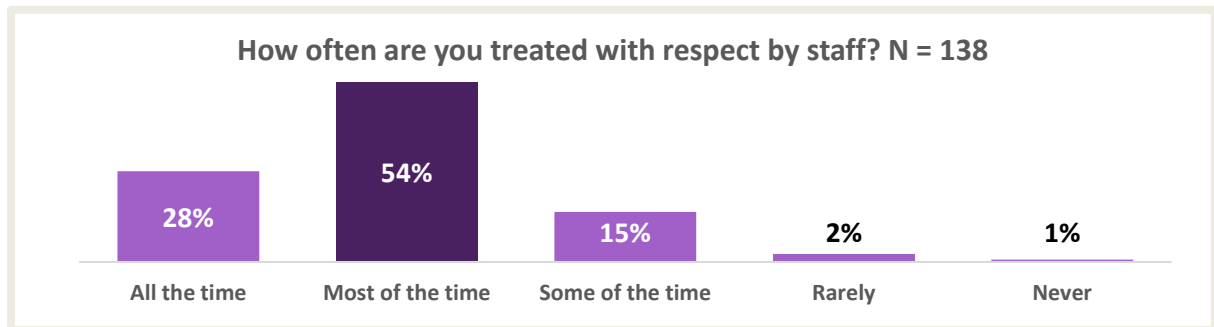


\*Excluding "don't know"

## Standard 5: Respect, Autonomy and Protection against Mistreatment

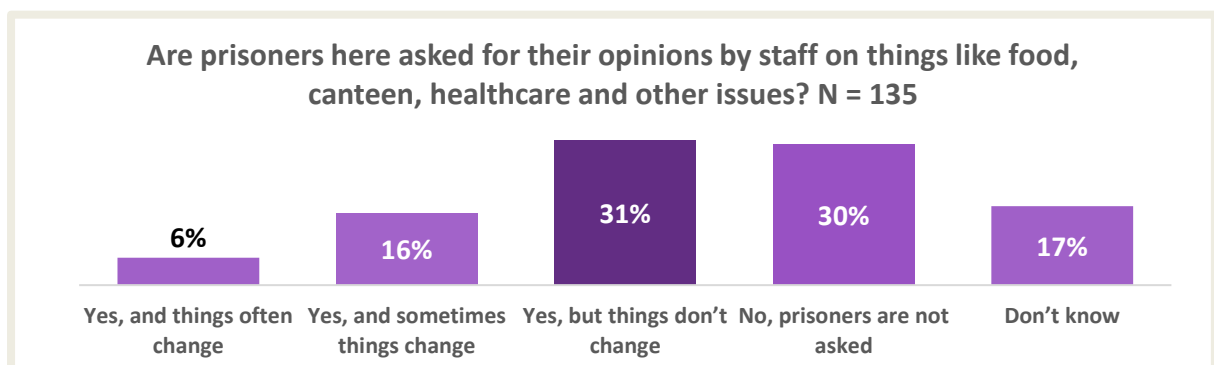
### Respect

Overall, respondents reported that they were generally treated with respect by staff, with 86% reporting being treated with respect either most of the time or all the time.



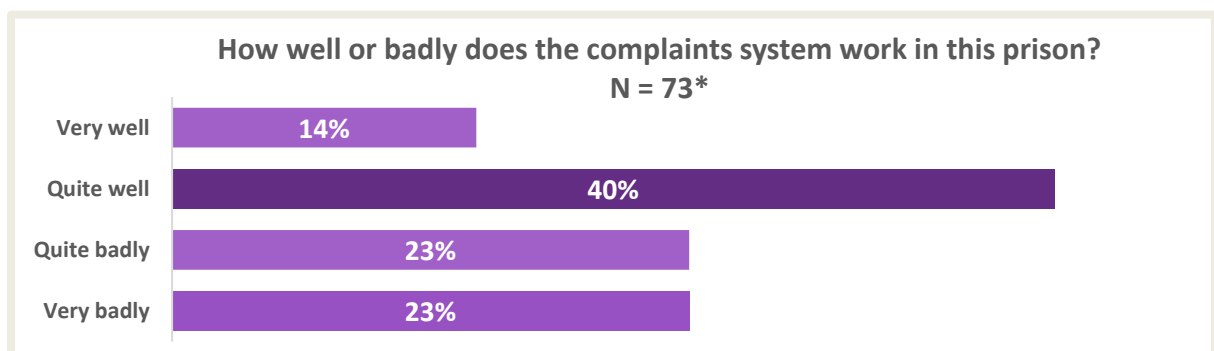
### Consultation with prisoners

Most respondents did not feel that their opinions were considered and acted upon regarding things like food, canteen and healthcare. Only 22% said that prisoners were asked about this and that things change as a result.



### Complaints

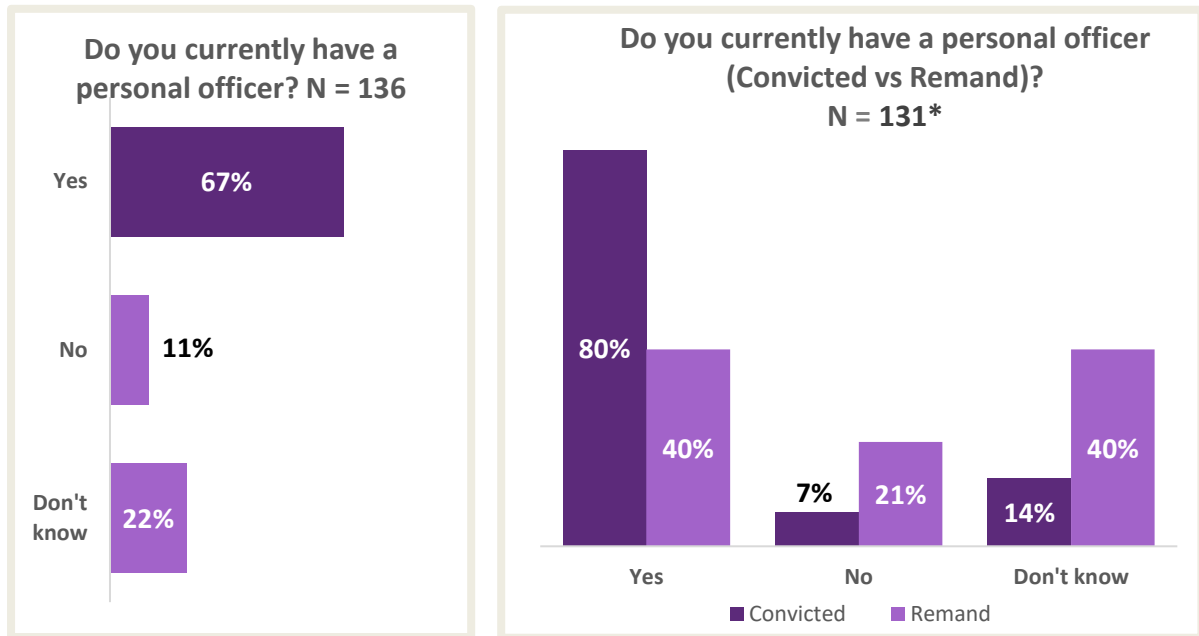
Just over half of respondents felt that that complaints system worked well, although almost one quarter (23%) felt that it worked very badly.



\*Excluding "don't know"

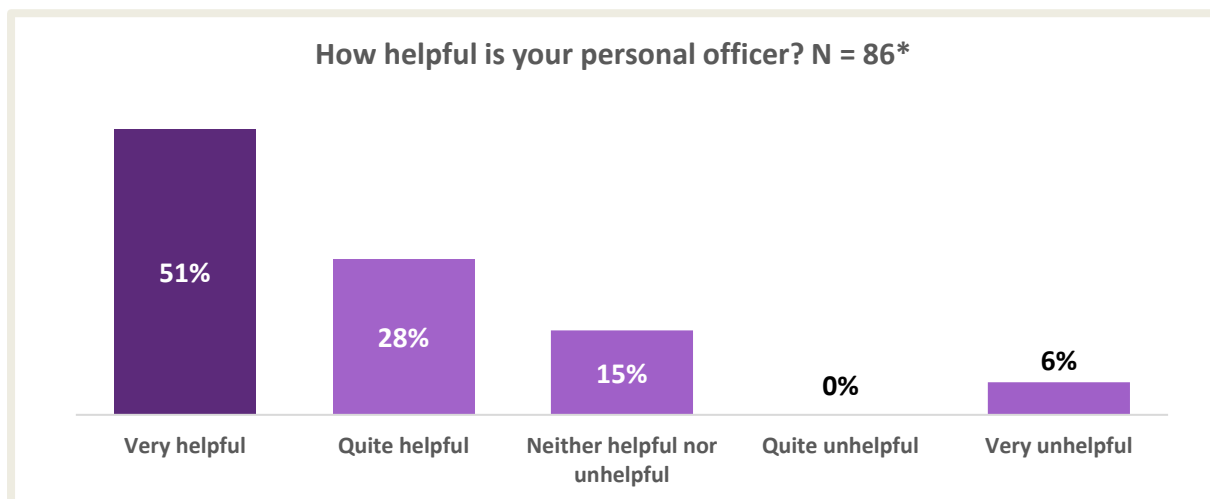
## Personal officers

The majority of respondents (67%) said that they had a personal officer. When broken down by prisoner type, 80% of convicted respondents said they had a personal officer, compared to 40% of remands.



*\*Excludes those who did not disclose whether they were convicted or on remand*

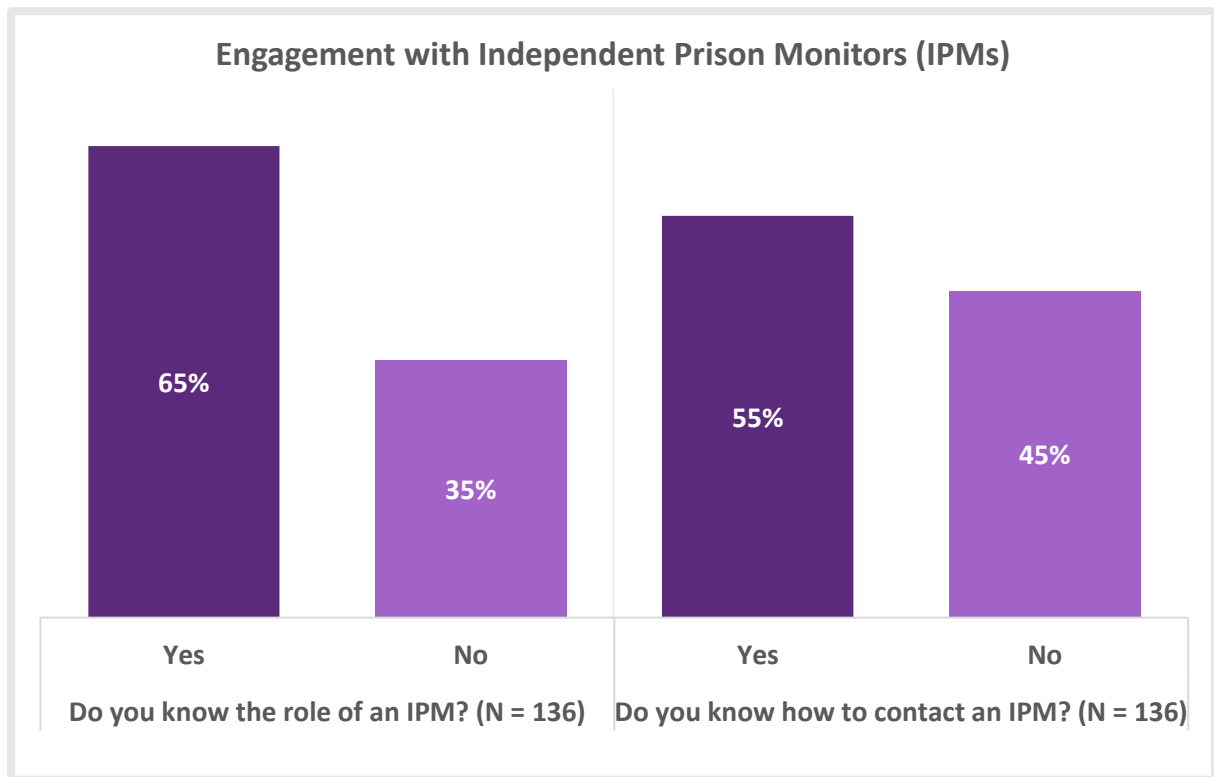
Those who said they had a personal officer were asked how helpful their personal officer was. The majority (79%) responded positively, reporting that their personal officer was helpful.



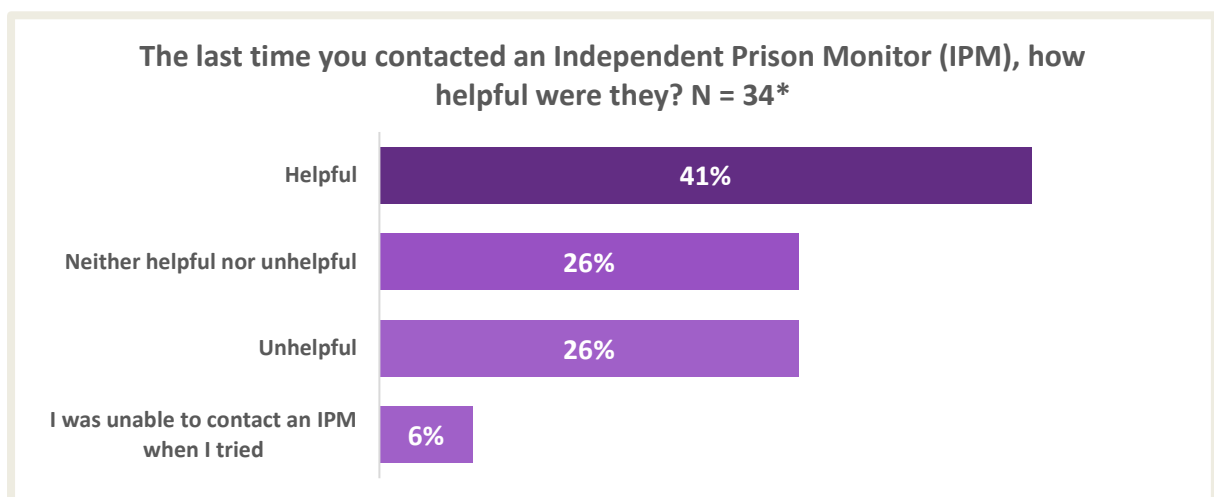
*\*Excluding those who said they did not have a personal officer*

## Engagement with Independent Prison Monitors (IPMs)

The majority of respondents (65%) said that they knew the role of an Independent Prisoner Monitor (IPM), and that they knew how to contact them (55%).



The majority of respondents had never contacted an IPM. Of those who had (34 respondents), less than half (41%) had found the experience to be helpful, while around a quarter (26%) said it had been unhelpful. A small percentage (6%) said they had been unable to contact an IPM when they tried.



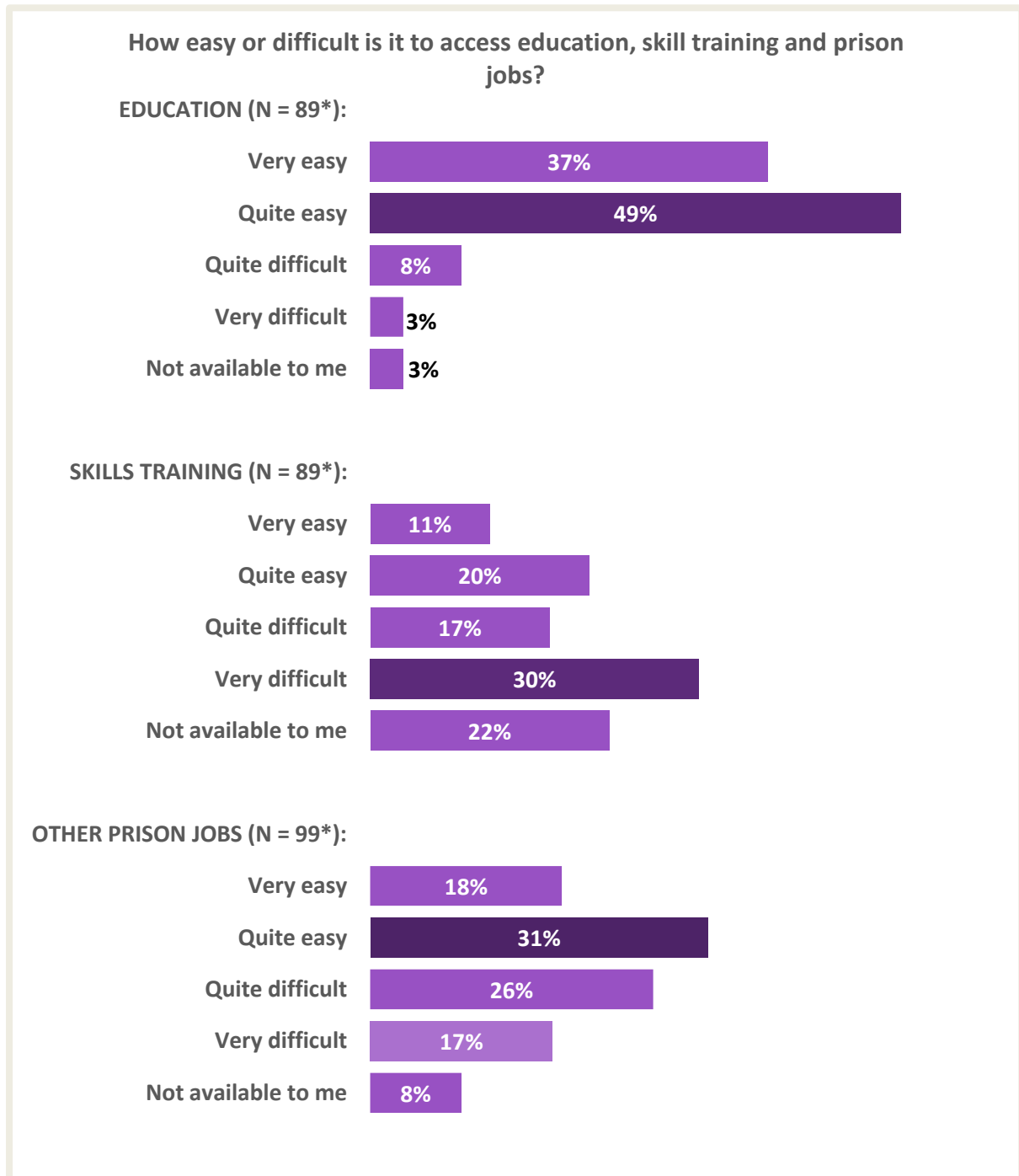
*\*Excluding those who had never contacted an IPM*

## Standard 6: Purposeful Activity

### Access to education, training and work

Excluding those who did not know, most respondents (86%) said that it was easy to access education at HMP Greenock.

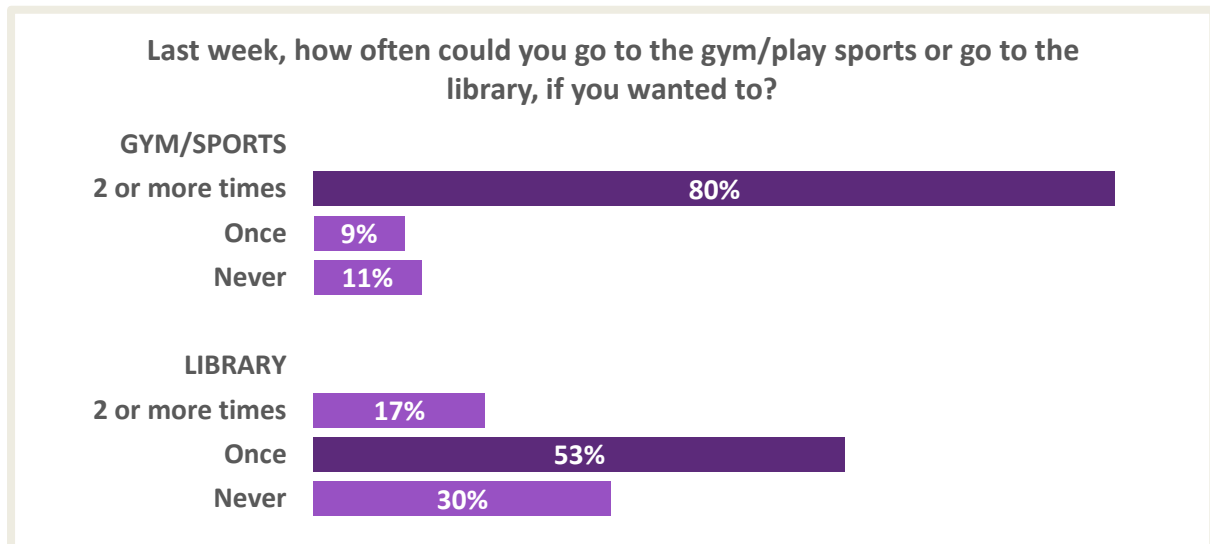
However, the majority also said that skills training was either difficult to access or unavailable (69%), and that prison jobs were difficult to access or unavailable (51%).



\*Excluding "don't know"

## Fresh air, gym/sports and library access

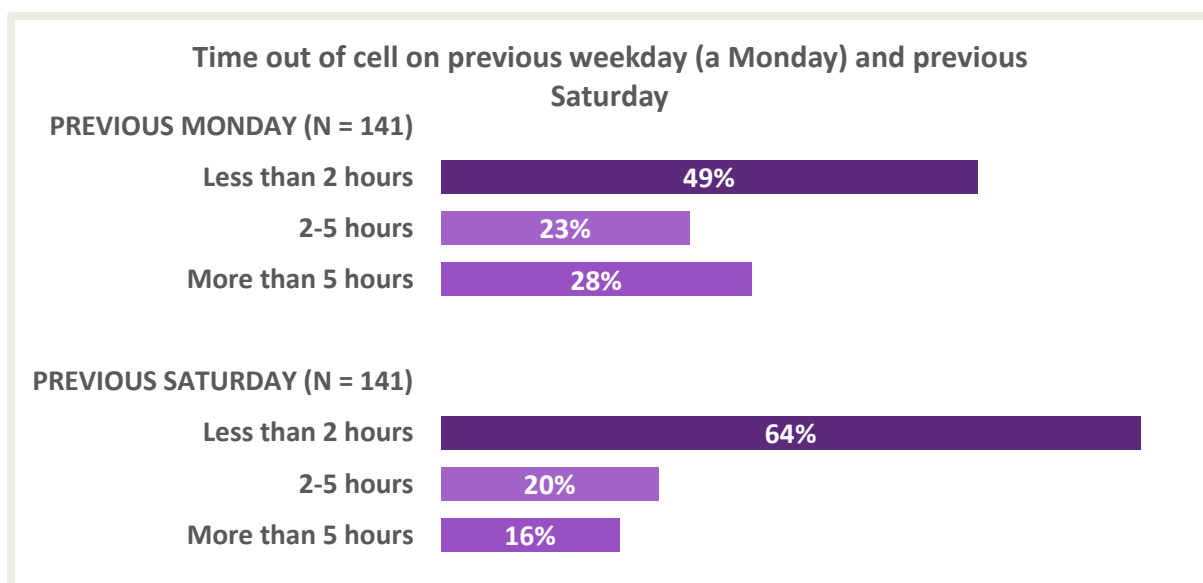
Most respondents (89%) said that they were able to go to the gym or play sports at least once in the last week if they wanted to, and most (70%) said they could go to the library at least once in the last week. However, almost one third (30%) said they had no opportunity to visit the library in the previous week.



## Time out of cell

Almost half of respondents (49%) said they were not able to spend more than two hours out of their cells the previous weekday (a Monday). Just over a quarter (28%) were able to spend more than five hours out of their cells on the same day.

The majority (64%) said they were not able to spend more than two hours outside their cells on the previous Saturday, with only 16% saying they had been able to spend more than five hours outside their cells that day.



## Religious practice

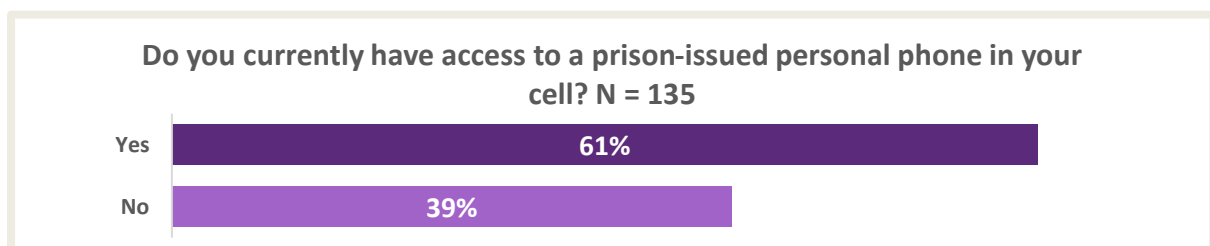
Of those who practiced a religion, half (50%) of respondents said that they were well supported to do so, although a quarter said that they were badly supported to do so.



\*Excludes "not applicable - I don't practice a religion"

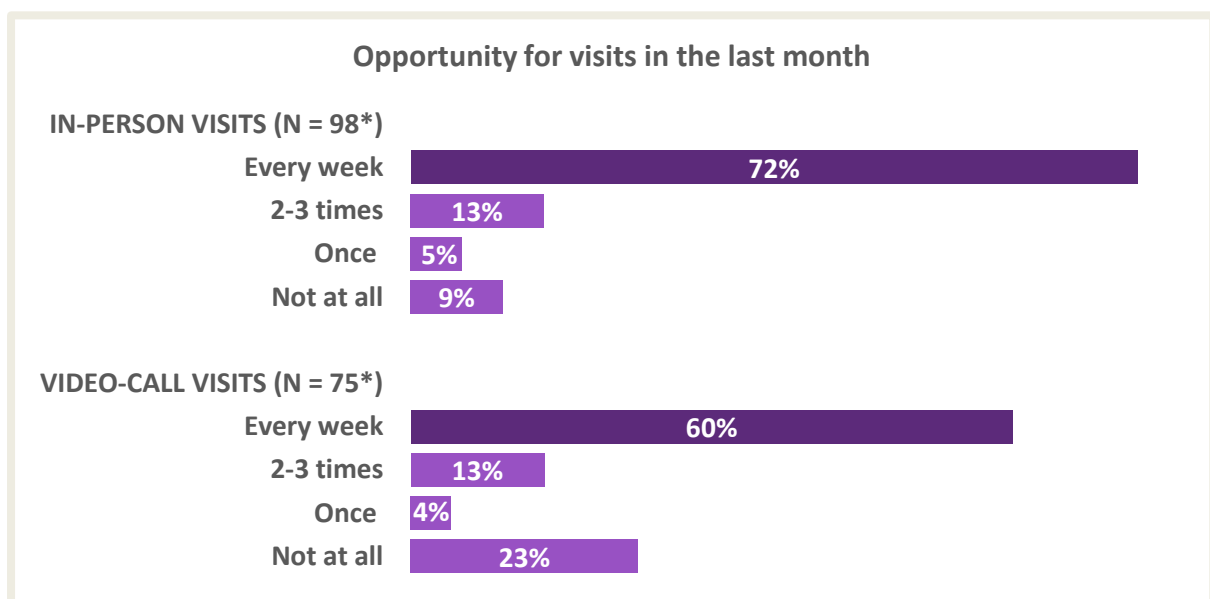
## Phones

While most respondents (61%) said they currently had access to a prison-issued personal phone in their cell, over a third (39%) said they did not.



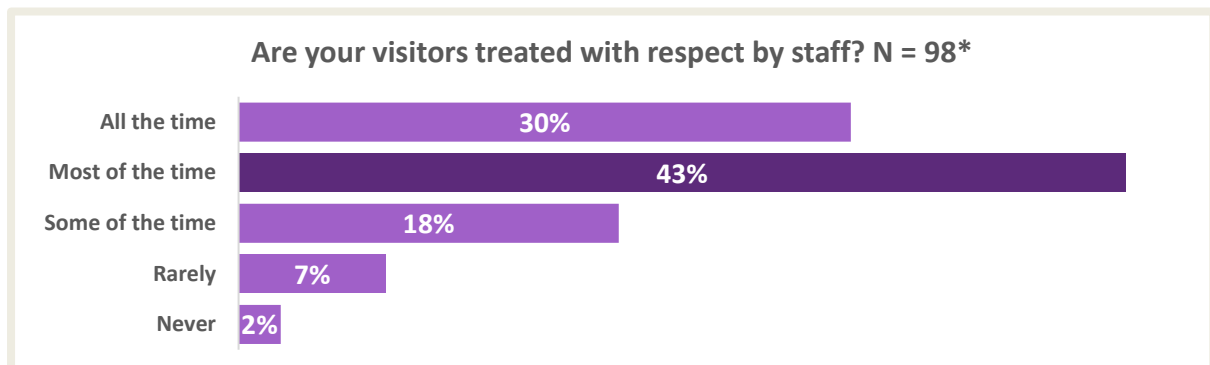
## Visits

Of those who were aware of visit availability, 72% said they had the opportunity for in-person visits every week, and 60% said they had the opportunity for video-call visits every week.



\*Excluding "don't know"

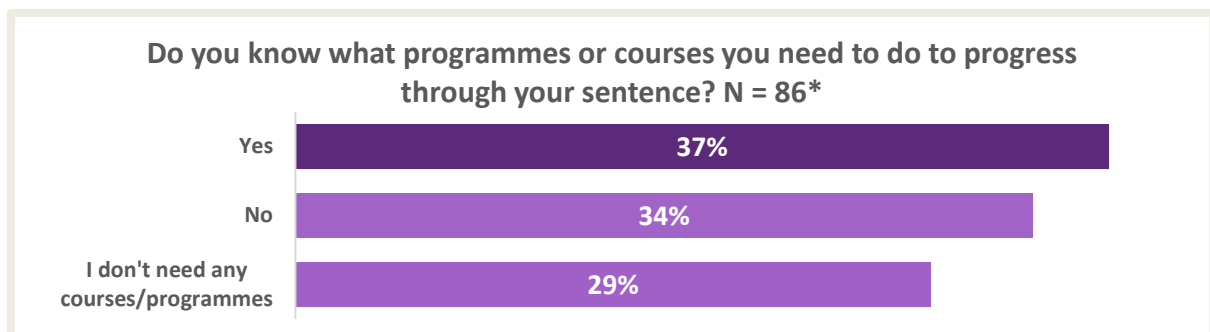
Of those who received visits, the majority (73%) felt that their visitors were treated with respect by staff at least most of the time.



*\*Excludes "Not applicable - I don't have visitors"*

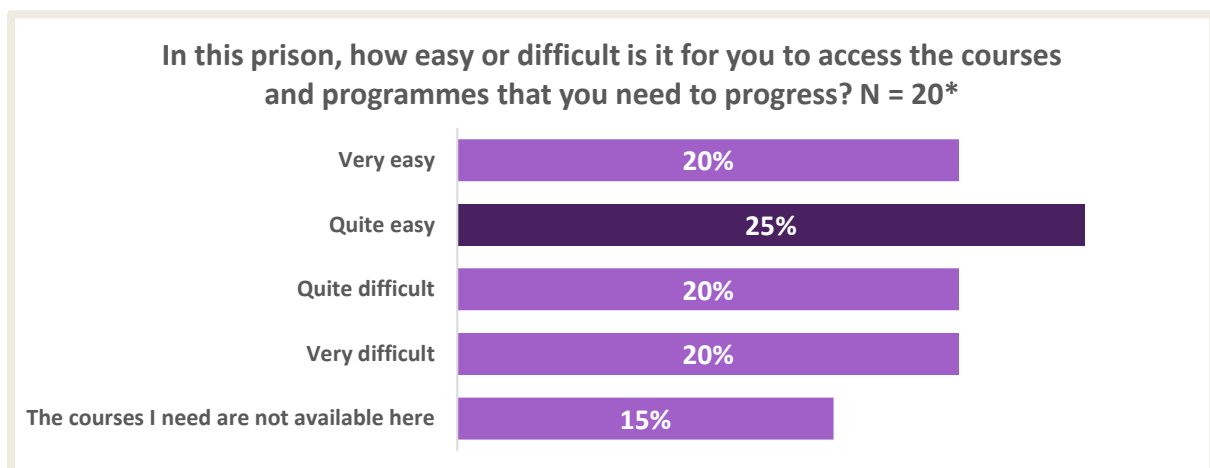
### Progression and case management support

All those serving a sentence were asked whether they knew what courses or programmes they needed to progress through their sentence. Over one third (34%) said they did not know what programmes or courses they needed.



*\*Excluding those not serving a sentence*

Of those who did know what courses or programmes they needed, less than half (45%) said that it was easy to access the courses or programmes that they needed. Meanwhile, 40% said that it was difficult, and 15% said that the courses they needed to do were not available at HMP Greenock.

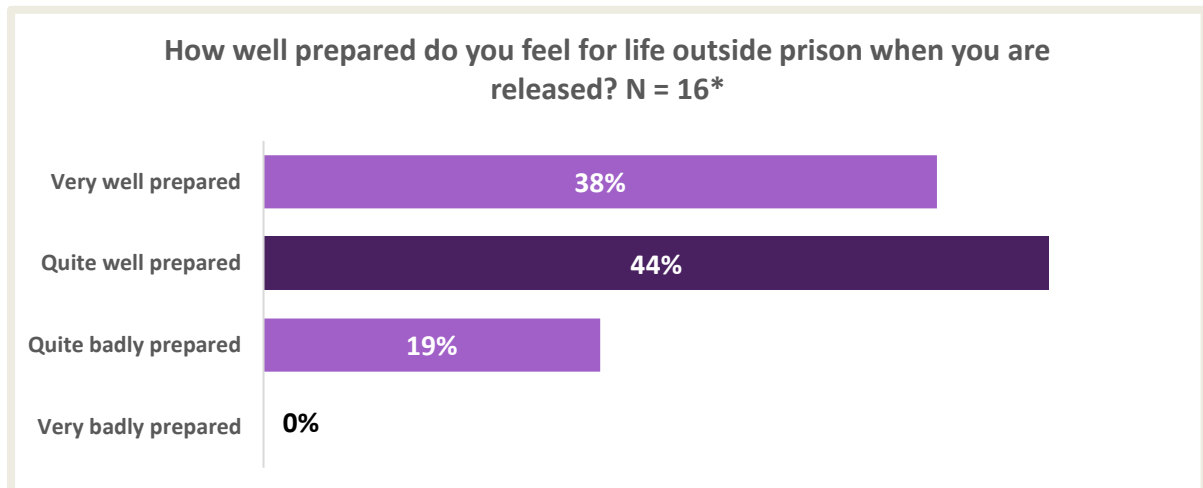


*\*Excluding those who said they did not need to undertake any courses or programmes*

## Standard 7: Transitions into the Community

### Preparedness for life outside prison

In total, 12% of respondents said that they were due to be released in the next six weeks. The majority of these (82%) said they felt very or quite well prepared for life outside prison.



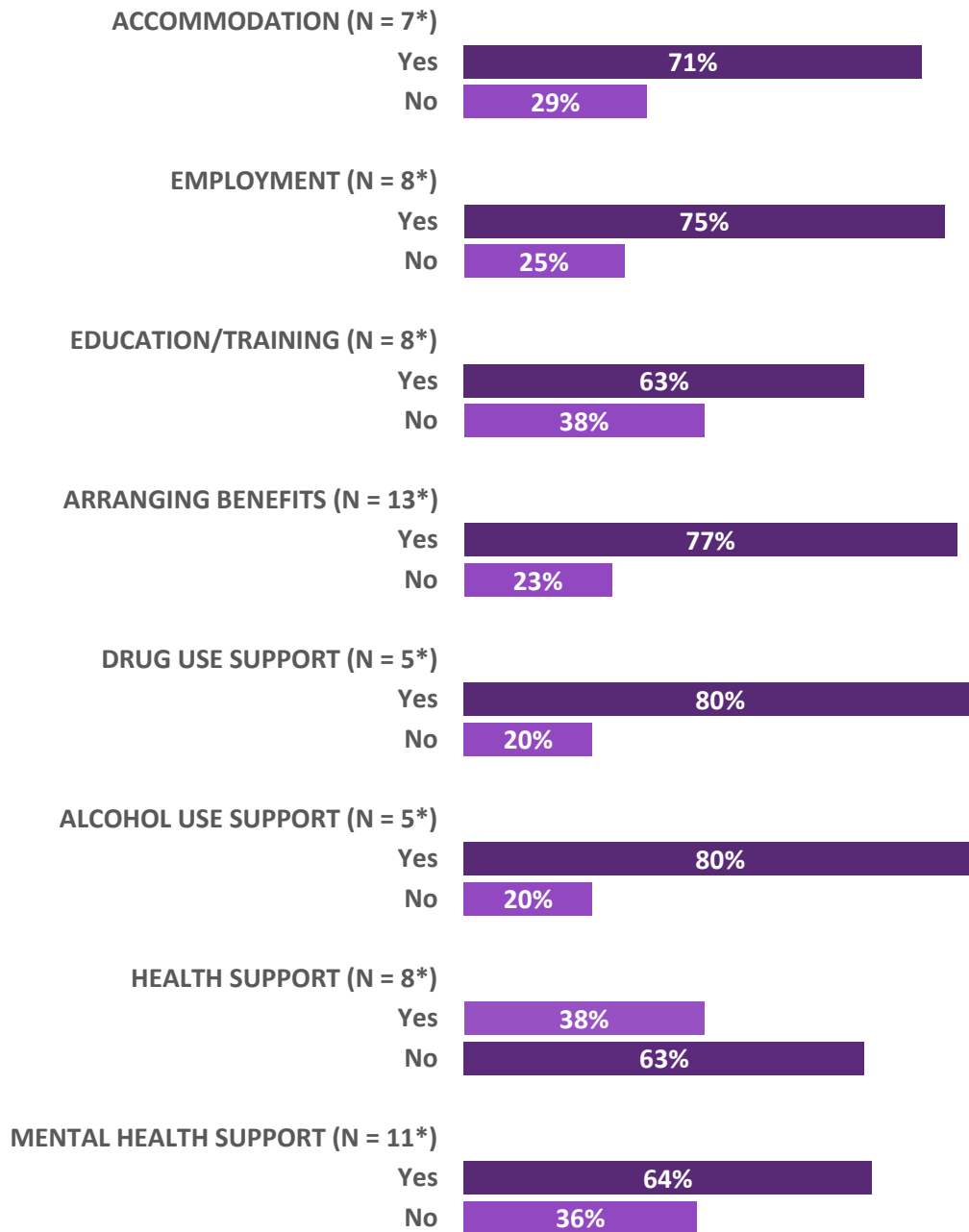
*\*Excluding those not due for release in the next six weeks*

### Support for release

Those due for release were asked about the support they were receiving to organise for their life outside prison. Of those who said they needed support in each area, the majority said they were getting support for: setting up accommodation (71%), getting employment (75%), setting up education or training (63%), arranging benefits (77%), support for drug use (80%), support for alcohol use (80%), and mental health support (64%).

However, most of those who felt they needed help to set up support for their physical health said they were not receiving this (63%).

Of those who said they need support for their release in each of the following areas, do they feel they are getting the support they need to set up the following things?



*\*Excluding "I don't need this support"*

## Standard 9: Health and Wellbeing

### Health assessment on arrival

Almost all respondents (96%) said that they were seen by a health professional within 24 hours of arriving at HMP Greenock for an assessment of their health needs.



\*Excluding "don't remember"

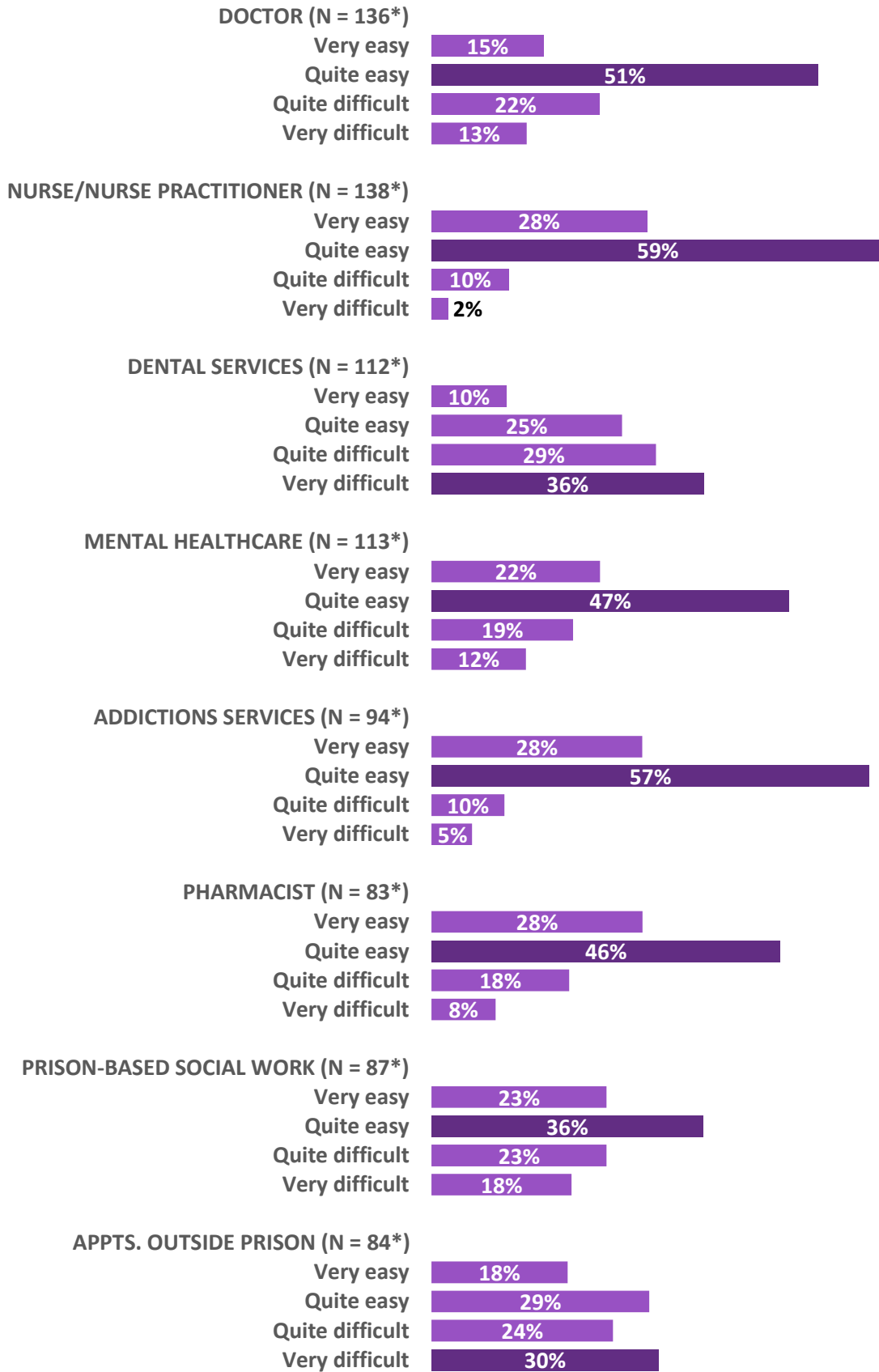
### Access to health services

Almost all respondents (99%) said that they knew how to access healthcare in HMP Greenock.

Overall, the majority of respondents felt that it was easy to access most health services. Most respondents said it was easy to access a doctor (66%), a nurse or nurse practitioner (87%), the mental health team (69%), addictions services (85%), a pharmacist (74%), and prison-based social work (59%).

However, the majority of respondents also felt that it was difficult to access two health services: 65% said it was difficult to access a dentist, while 54% said it was difficult to access medical appointments outside the prison.

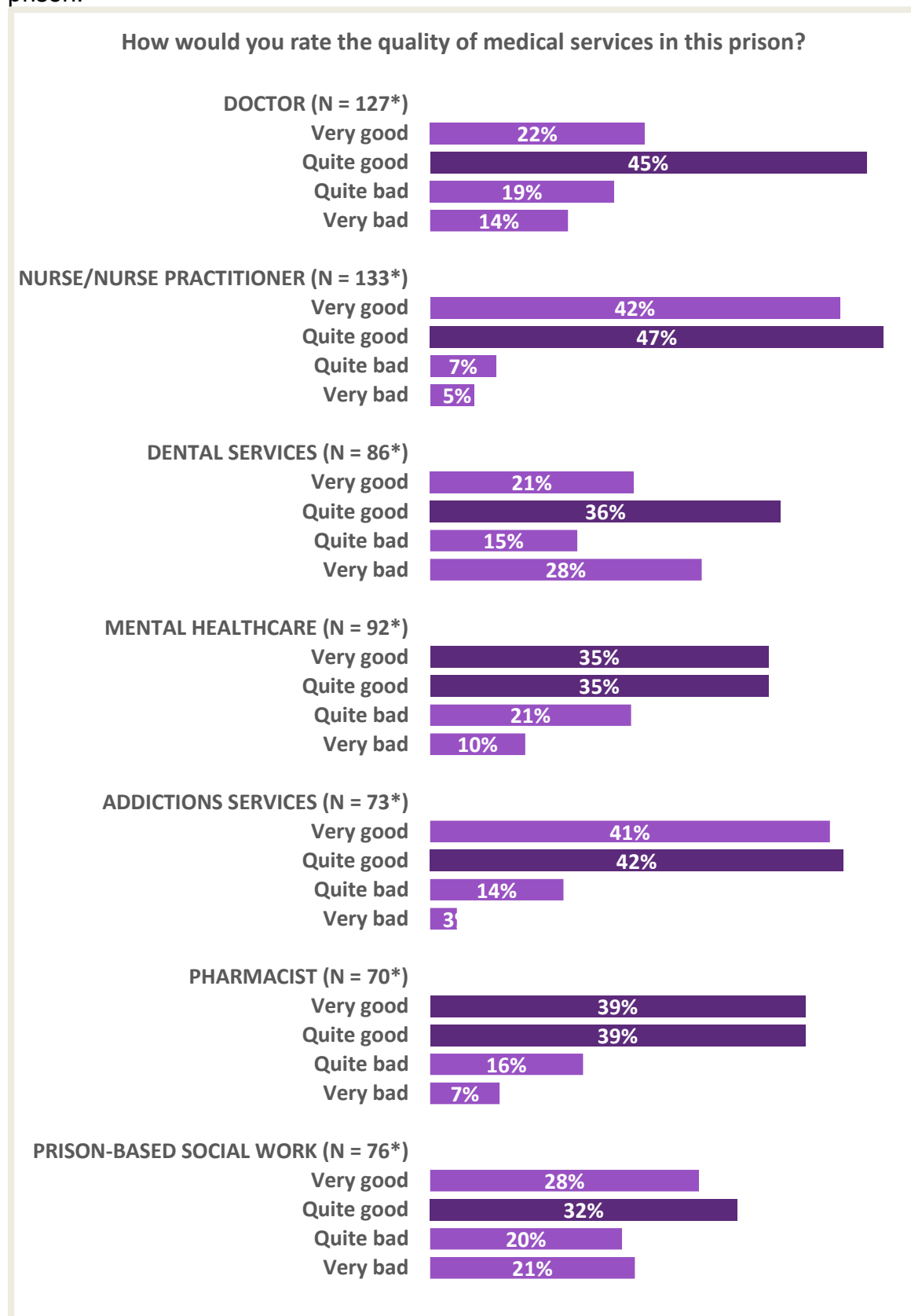
How easy or difficult is it to access health services in this prison?



\*Excluding "don't know"

## Quality of medical services

The chart below shows the responses on the quality of healthcare provided in the prison.



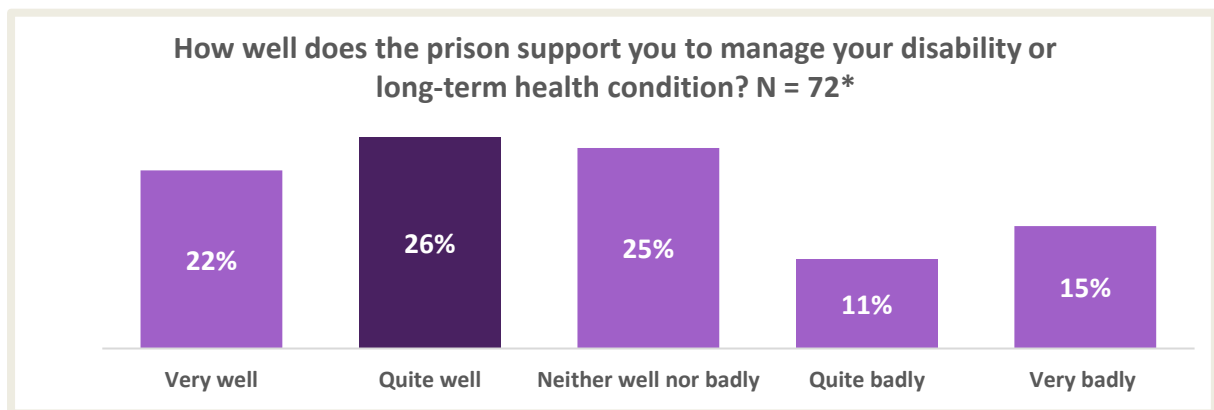
\*Excluding "don't know"

All medical services that the survey asked about were rated as good or very good by the majority of respondents. The quality of care from the nurses/nurse practitioners was most highly rated, with 89% rating this positively, while 83% rated addictions services positively, 78% rated services from the pharmacist(s) positively, 70% rated mental healthcare positively, and 67% rated the services from the doctor(s) positively.

While dental services were rated positively by more than half of respondents (57%), more than a quarter rated this as very bad. Similarly, while prisoner-based social work was rated positively by 60% of respondents, 21% rated it as very bad.

### Support for disabilities and long term health conditions

In total, 51% of respondents disclosed having a disability or long-term health condition. These respondents were asked how well the prison supports them to manage their condition. Just under half (48%) reported being well supported, while a quarter (26%) reported being badly supported.



*\*Excluding those who did not report having a disability or long-term health condition*

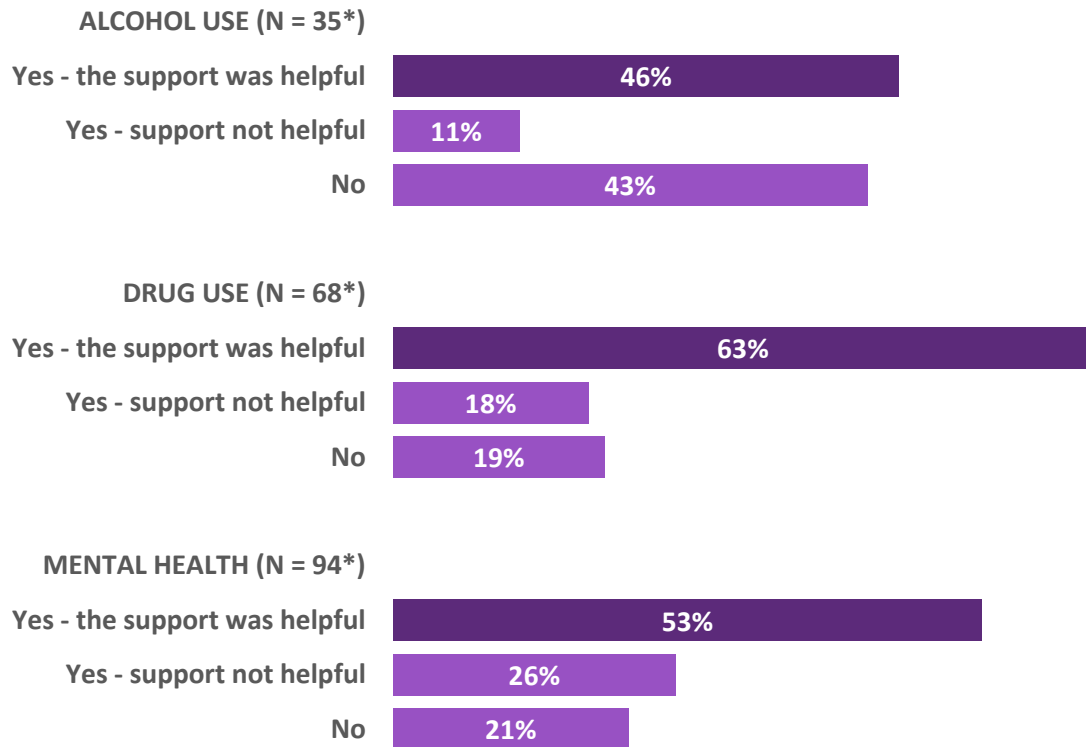
### Support for issues relating to alcohol, drugs and mental health

The survey asked about the support provided to those who needed help with alcohol use, drug use and mental health issues. Of those who said they had needed support for alcohol use, 46% said they had received support and that it had been helpful. However, a further 11% had received support which had not helped, and 43% said they had received no support.

Of those who said they had needed support for drug use, the majority (63%) said they had received support which had been helpful. However, 19% said they had not received support at all.

And of those who said they had needed support for their mental health, just over half (53%) said they had received support which had been helpful. However, over a quarter had not found the support they received helpful, and 21% said they had not received support at all.

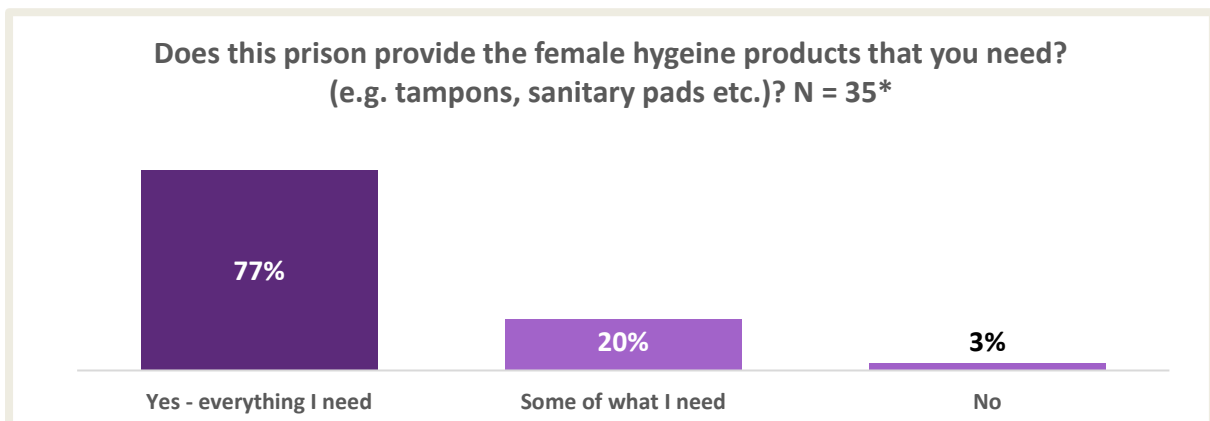
If needed, have you received support for issues relating to alcohol use, drug use and/or mental health?



*\*Excluding "I haven't needed this support"*

### Access to female hygiene products

Female prisoners were asked about whether the prison provided the female hygiene products that they needed (e.g. tampons, sanitary pads). The majority (77%) said they had access to everything they needed, while 20% said they had access to some of what they needed.



*\*Excluding males and "not applicable"*

## Open Question (General Comments): Thematic Analysis

At the end of the survey, respondents were given the opportunity to provide any final comments on their experience at HMP Greenock. The main themes arising from this are summarised below.

### Staff-prisoner relationships

*“This prison has been exceptional in helping me through my sentence, all the staff are wonderful and easy to speak with. This is my first time in prison and I have felt supported at each step of the way. Although I never wish to repeat this, my time in Greenock has been very supportive.”*

The most common topic that arose in the comments was prisoners’ relationships with staff. The majority of these comments were positive, with respondents highlighting the efforts many staff make to help and support them. As one respondent wrote:

*“My time at Greenock has improved who I am as a person and I would credit myself for my effort, but only alongside health professionals and staff who have helped turn my life around”*

Some officers were praised for taking time to try and help prisoners, “brightening the atmosphere”, “going above and beyond”, “going the extra mile”, and treating prisoners with respect. One prisoner felt that the support provided by a particular member of staff had saved their life, while another spoke of the trustworthiness of their personal officer:

*“I have built up a great relationship with him where now I could go and speak to him about anything, and I could trust [him].”*

However, there was also a small number of negative comments about staff. These included comments that some staff made prisoners feel “worthless and invisible”, that some staff could be “aggressive” and encouraged or turned a blind eye to bullying, and allegations that some staff had behaved inappropriately during strip-searches. Several respondents suggested that communication between staff and prisoners, particularly relating to progression and case management, was sometimes poor or “non-existent”.

### Activities and time out of cell

Many of the comments raised the issue of time out of cell, with many respondents feeling that they were spending too much time locked in their cells to the detriment of their mental health, particularly those who did not have jobs. As one respondent noted:

*“We are supposed to get association on a daily basis and we don’t get it at all and for rec we only get two times a week when really we are supposed to get it every night. All the [prisoners on this hall] are angered by this and most suffering*

*from [poor] mental health and want out their cells to associate with other prisoners but this doesn't happen".*

Another respondent echoed this, saying that:

*"If we don't have a job we are locked up all the time. We only get out for an hour in the morning. If it's a horrible day and it's raining we don't go out for exercise. We get rec three days a week [while the] top flat and bottom flat get it two times a week, then we swap [and the] top flat get it two times a week then bottom flat get it three times. We should get open more, my mental health is bad and being locked up all the time, [it] is getting worse".*

Several respondents highlighted a need for more job opportunities for prisoners, reporting that they had found it difficult or "impossible" to get jobs, particularly those on remand.

Others called for more activities to be available to prisoners to give them more to do, including more access to education and sports, and more frequent access to the gym, library and recreation. Some also pointed out that there weare too few activities to keep people engaged while locked up, such as boardgames, jigsaws or art and craft materials, and a limited range of books available in the library.

### **Progression and National Top End (NTE)**

A large number of comments related to progression and issues with the national top end (NTE) facility in HMP Greenock, with several respondents describing their move to NTE as a "step backwards" rather than a move forward on their progression route.

Some respondents highlighted long delays occurring after their first grant of temporary release (FGTR) applications, including some who reported having waited several years for their applications to be dealt with. Respondents described the negative effect this had on their ability to progress and their morale. As one explained:

*"NTE [national top end] has become just another hall, it has no incentives in moving forward. If you choose not to work you can disappear behind your door and become invisible. Not like NTE used to be. I have been [at] NTE for years and still awaiting my FGTR. I have been not only stagnant but held back from release due to the running of NTE."*

This experience was echoed by another respondent who had been waiting a long time to hear back from their FGTR application, and described his experience in NTE as "very, very disappointing and at times very traumatic" as a result.

A further major concern for many in NTE was access to Special Escorted Leave (SEL), with complaints that these weare commonly cancelled despite their importance for enabling prisoners to progress to the Open Estate. Multiple respondents spoke of having multiple consecutive SELs cancelled due to transport issues. As one respondent explained:

*“To progress to Castle Huntly I need to complete so many [SEL] visits outside but I’m struggling to do so due to GEOAmev not turning up. It worries me as I’m doing everything asked of me yet it’s holding me back when I go for parole.”*

One comment highlighted the lack of progression opportunities in HMP Greenock for short-term prisoners, stating that “this prison is highly lacking in the support services, group work and programmes which would highly benefit both short term and long term prisoners from reoffending”. Similarly, some female respondents highlighted a lack of progression opportunities for them in HMP Greenock.

### **Medical services and medication**

Some respondents highlighted concerns relating to medical services. In particular, while several comments were positive about the care received from the nurses, the comments suggested a mixed view of care from the prison doctors, with some feeling that they weare not listened to or given the medical help they need.

Issues with medication were particularly common, with several respondents saying that they had been taken off prescribed medication against their will on arrival at HMP Greenock, and describing the severe effects this has had on their physical and/or mental health. As one person explained: “Every time I come into prison they stop all medication and it takes you months to get back to normal. This is a big issue”.

A small number of comments related to mental health, with the most common concerns being the removal of medication as discussed above, the amount of time spent locked up with nothing to do exacerbating mental health problems, and an apparent lack of peer support for those with mental health issues such as befrienders and listeners.

However, others praised the work of both the mental health team and prison officers for helping with their mental health. As one respondent said:

*“I have made huge progress in this prison, with excellent support from staff at all levels and mental health workers”.*

### **Food and canteen**

The most common comment relating to food was that prisoners weare given too little time to eat their meals, with several people saying that they weare only given 10-15 minutes at meal times. As one respondent commented:

*“We are rushed to finish our meals... if people are not finished they are made to dispose of it before returning to the halls. There is a vast amount of food wastage at every meal time”.*

Several comments highlighted a lack of items on the canteen sheet, with some women in particular suggesting that the canteen sheet was more geared towards males with too few products for women. Others reported that wages weare too low in comparison with the price of canteen items.